

# StyleLite®

TruGloss and TruMatte



Create Flawless Cabinetry

[www.mulfordplastics.co.nz](http://www.mulfordplastics.co.nz)

 **MULFORD**  
PLASTICS  
*delivering solutions*



# Choose from the largest collection of acrylic faced panels available

**StyleLite® is the perfect material to create luxury kitchen and bathroom storage, bespoke furniture, and feature panels.**

It's an ideal solution for cabinetmakers, builders, architects and discerning homeowners looking to add the perfect touch to their creations.

StyleLite is available in two finishes – Gloss and Matte.

All finishes offer a smooth, flawless surface with an unsurpassed depth of colour.

**StyleLite – the material for modern design.**

## Superior Features

- ▷ Available in Gloss and Matte
- ▷ Very easy to clean and maintain
- ▷ UV and colour change protected
- ▷ Durable surface that won't chip, crack or delaminate
- ▷ 10 Year Indoor Warranty

## Applications

- ▷ Kitchen and vanity cabinets
- ▷ Office furniture and partitions
- ▷ Caravans and RV joinery
- ▷ Retail displays



Photography by courtesy of Anjie Blair and Impact Kitchens

Award winning kitchen - Cabinetry in StyleLite Carbon TruMatte



StyleLite Arctic TruGloss




StyleLite Arctic TruGloss


## StyleLite Stocked Range

Pre primed and laser edge band is also available, to achieve a near seamless finish.


### TruGloss



Arctic - 2440 x 1220



Brilliant Pearl (Metallic) - 2440 x 1220



Alabaster - 2440 x 1220



Dove - 2440 x 1220




Graphite (Metallic) - 2440 x 1220




Slate - 2440 x 1220



Carbon - 2440 x 1220




Champagne (Metallic) - 2440 x 1220



Silver (Metallic) - 2440 x 1220



Lavato Oak (Woodgrain) - 2440 x 1220




Sienna Teak (Woodgrain) - 2440 x 1220




Tierra Elm (Woodgrain) - 2440 x 1220

### TruMatte



Arctic - 2440 x 1220



Alabaster - 2440 x 1220



Dove - 2440 x 1220



Graphite (Metallic) - 2440 x 1220



Slate - 2440 x 1220




Carbon - 2440 x 1220 / 3070 x 1220

Due to the nature of the printing process, the colours and images depicted throughout this leaflet may vary compared to the actual finished products' colour. Image and colours are to be used as a guide only.

## StyleLite Indent Range

Due to the nature of the printing process, the colours and images depicted throughout this leaflet may vary compared to the actual finished products' colour. Image and colours are to be used as a guide only.

### TruGloss



Sand



Mocha



Charcoal



Ash

### TruMatte

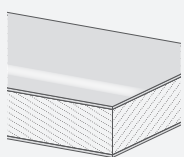


Charcoal



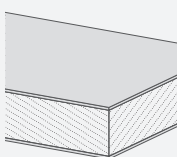
Ash

## StyleLite Product Range



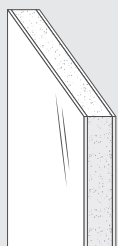
#### StyleLite TruGloss Panels

StyleLite TruGloss Panels consist of our premium StyleLite TruGloss Sheet laminated front and back. The TruGloss finish is easy to repair and maintain.



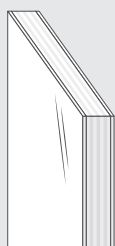
#### StyleLite TruMatte Panels

Featuring a silky matte finish with increased scratch resistance, StyleLite TruMatte Panels consist of StyleLite TruMatte Sheet laminated front and back. The TruMatte finish features enhanced scratch resistance, however it is not repairable if damaged.



#### StyleLite Standard Panels

Regular StyleLite panels, suitable for a range of general purpose applications. Uses premium quality moisture-resistant MDF, rated to formaldehyde emissions standard E0. Perfect for kitchen and vanity doors and panels, furniture, hinged wardrobe doors and general cabinetry. Double sided and single sided (with colour matched backer) options available in both Gloss or Matte.



#### StyleLite Lightweight Plywood Panels

Lightweight panels, perfect for when weight is a consideration. Uses high quality lightweight plywood. Great for interior fitout for caravans and RVs - from furniture and kitchen cabinetry, to vanity doors and panels.



#### StyleLite Sheet

StyleLite Sheet is manufactured from high quality acrylic-capped ABS, and features reverse-side treatment for superior bonding performance.